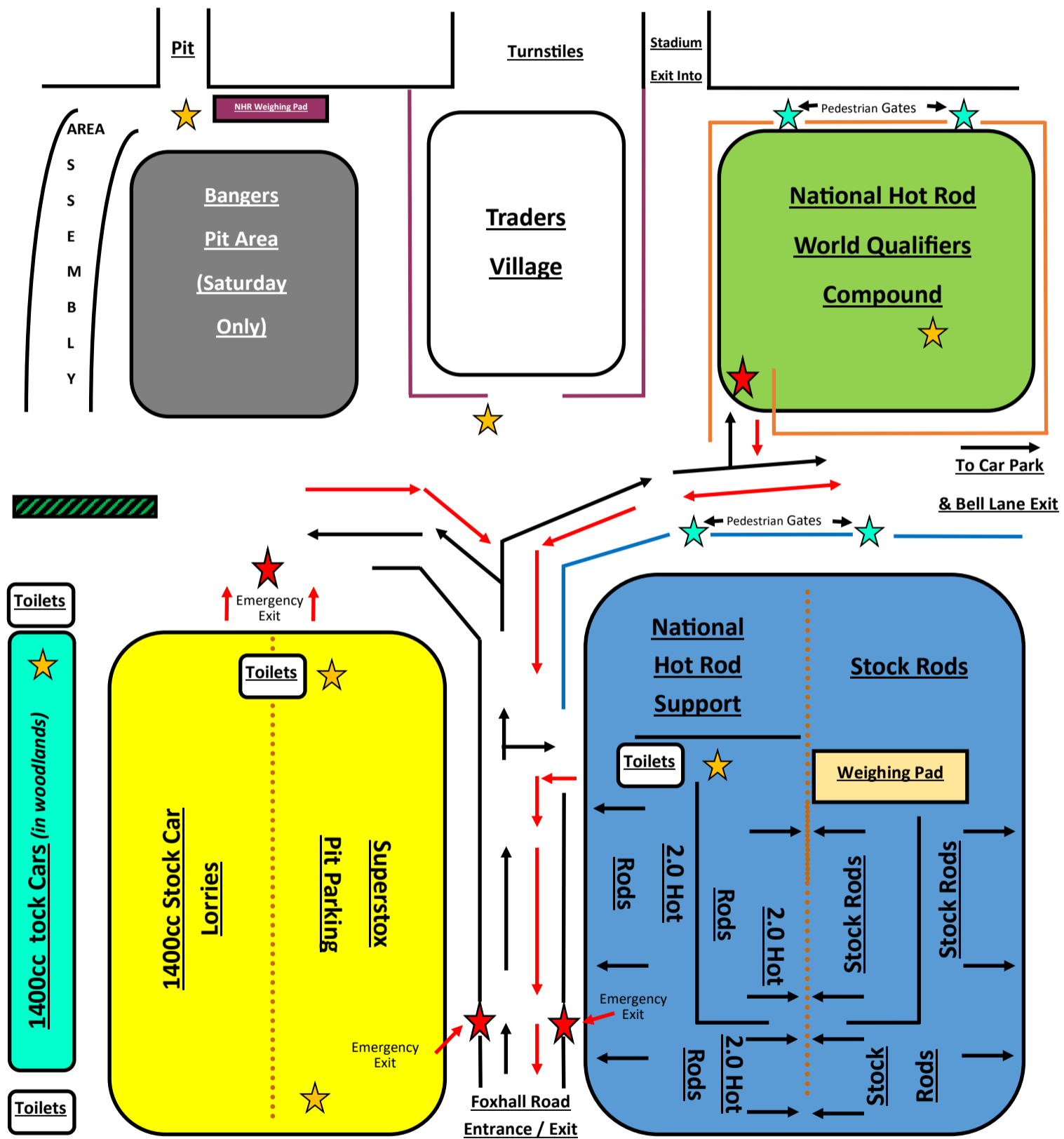




PIT PARKING

DIAGRAM



Please Note:- Drivers who transport two different formulas on one transporter will be permitted to park in the same area.

E.g. If a National Hot Rod and 2.0 Hot Rod are on the same transporter then both cars will park in the one area.








Not To Scale



PIT PARKING

DIAGRAM

KEY POINTS

-  Fire point
-  Emergency exit
-  Emergency exit routes
-  Pedestrian gate
-  Fencing to segregate pedestrians from Pit Area and traffic movement.
-  Harris fencing to segregate pedestrians from Pit Area and traffic movement.
(Cable tied for easy removal if required)
-  Harris Fencing (Bolted)

Bullet Points

- A fire marshal shall be present in each pit area throughout the event.
- There will be fire points located in each area with fire extinguishers (1x6kg powder, 1x6kg foam) and water buckets available.
- Each vehicle will be required to carry a fire extinguisher.